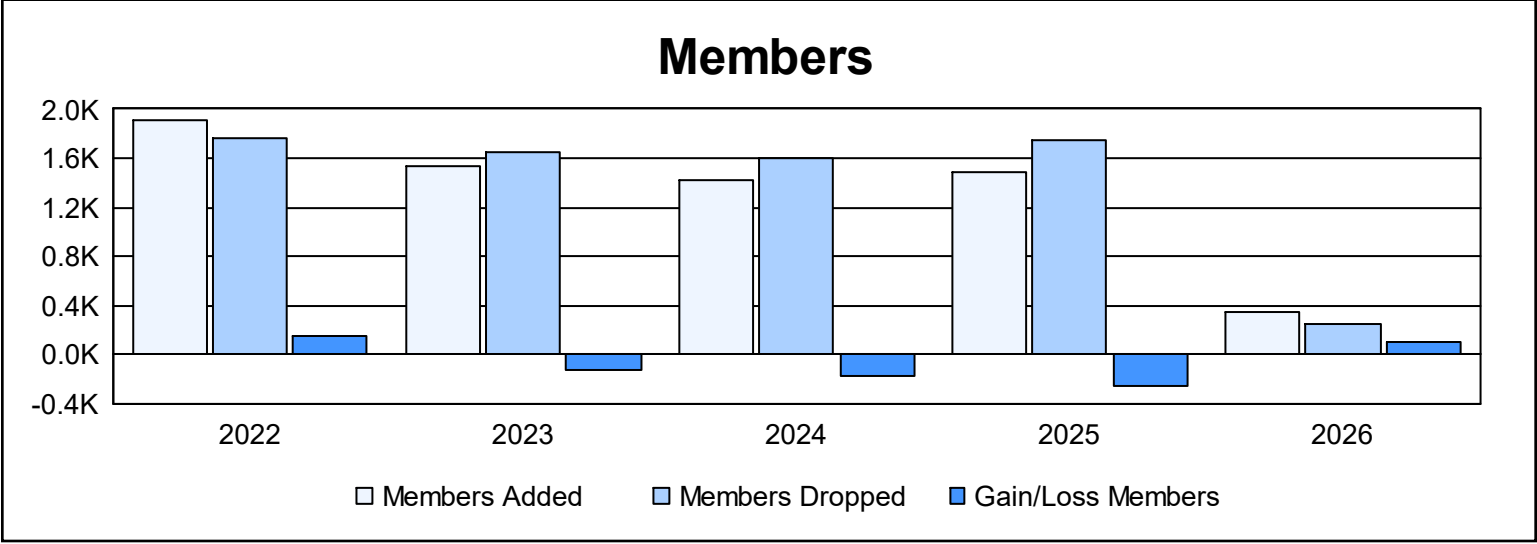
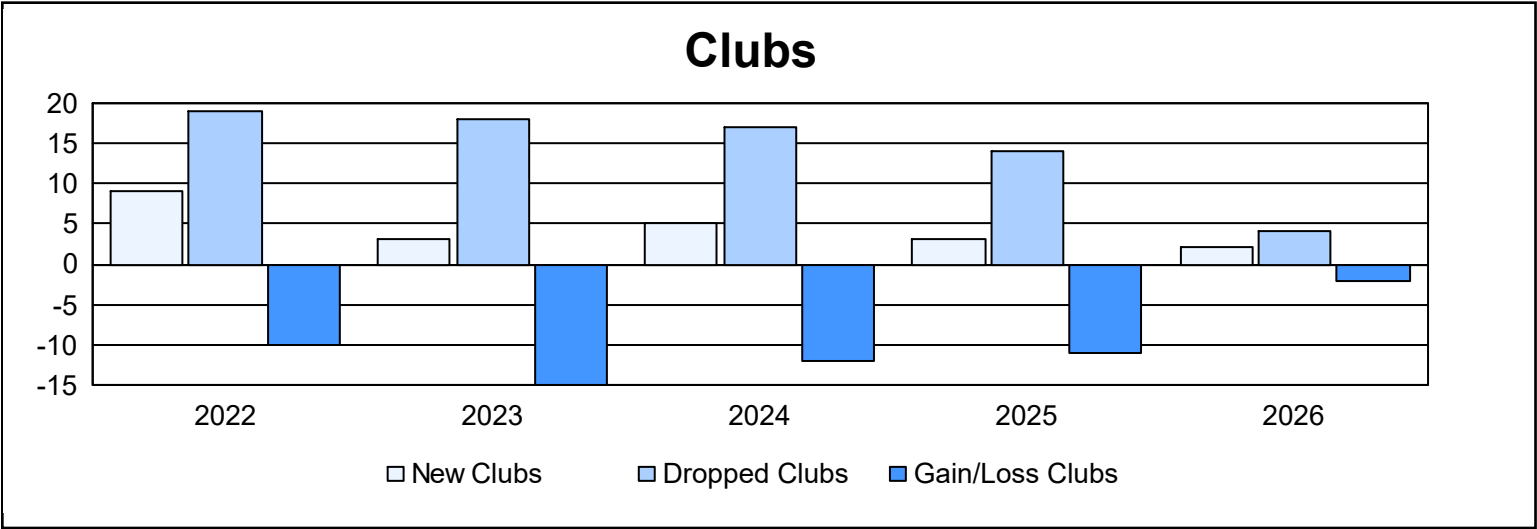
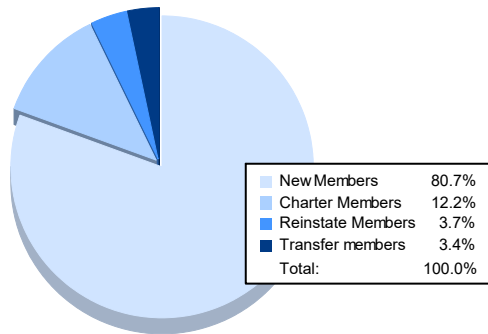


Year	New Clubs	Dropped Clubs	Gain/ Loss Clubs	New Members	Charter Members	Reinstate Members	Transfer Members	Total Member Added	Total Members Dropped	Gain/ Loss Members
2021-2022	9	19	-10	1,473	268	110	63	1,914	1,758	156
2022-2023	3	18	-15	1,337	86	68	37	1,528	1,652	-124
2023-2024	5	17	-12	1,170	124	60	74	1,428	1,603	-175
2024-2025	3	14	-11	1,188	71	174	52	1,485	1,748	-263
2025-2026	2	4	-2	284	43	13	12	352	248	104
Average	4	14	-10	1,090	118	85	48	1,341	1,402	-60



### Membership Composition September 2025 Cumulative



### Gender Composition September 2025 Cumulative

